

## Dog Information

**Sterling Creek's Wango Tango (Tango)**  
NAME

**Female**  
SEX

**Labrador Retriever**  
GENETIC BREED

**December 26th, 2016**  
DATE OF BIRTH

**AKC: SR96822005**  
REGISTRATION
















**n/a**  
MICROCHIP

**Pidge Daniel**  
OWNER NAME

**Canine Genetic Health Screen**  
TEST

**March 5th, 2020**  
TEST DATE

## BREED HEALTH TESTS

DISEASE	GENE	GENOTYPE	RESULT	
Centronuclear Myopathy	PTPLA	NN	Clear	
Congenital Macrothrombocytopenia	TUBB1 Exon 1 SNP 745	GG	Clear	
Degenerative Myelopathy, DM	SOD1	GG	Clear	
Exercise-Induced Collapse	DNM1	GG	Clear	
Hereditary Nasal Parakeratosis	SUV39H2	GG	Clear	
Hyperuricosuria and Hyperuricemia or Urolithiasis, HUU	SLC2A9 (Exon 5)	CC	Clear	
Macular Corneal Dystrophy, MCD	CHST6	CC	Clear	
Narcolepsy	HCRT2	AA	Clear	
Oculoskeletal Dysplasia 1, Dwarfism-Retinal Dysplasia, OSD1	COL9A3 (Exon 1)	NN	Clear	
Progressive Retinal Atrophy, prcd	PRCD Exon 1	GA	1 Variant	
Pyruvate Kinase Deficiency	PKLR Exon 7 SNP Variant 1	CC	Clear	
Skeletal Dysplasia 2, SD2	COL11A2	GG	Clear	
Achromatopsia	CNGA3 (Exon 7 Deletion)	NN	Clear	
Alexander Disease	GFAP (Exon 4)	GG	Clear	
Canine Elliptocytosis	SPTB Exon 30	CC	Clear	

## Dog Information

**Sterling Creek's Wango Tango (Tango)**  
NAME

**Female**  
SEX

**Labrador Retriever**  
GENETIC BREED

**December 26th, 2016**  
DATE OF BIRTH

**AKC: SR96822005**  
REGISTRATION





**n/a**  
MICROCHIP

**Pidge Daniel**  
OWNER NAME

**Canine Genetic Health Screen**  
TEST

**March 5th, 2020**  
TEST DATE

## BREED HEALTH TESTS

DISEASE	GENE	GENOTYPE	RESULT	
Congenital Myasthenic Syndrome	COLQ (Exon 14)	TT	Clear	
Golden Retriever Progressive Retinal Atrophy 2, GR-PRA2	TTC8 Exon 8	NN	Clear	
Myotubular Myopathy 1, X-linked Myotubular Myopathy, XL-MTM	MTM1 (Exon 7)	CC	Clear	
Progressive Retinal Atrophy - crd4/cord1	RPGRIP1 (Exon 2)	NN	Clear	

## Dog Information ✦

**Sterling Creek's Wango Tango (Tango)**  
NAME

## TRAIT TESTS (1/2)

Coat Color		RESULT
E Locus (MC1R)	No dark mask or grizzle	Ee
K Locus (CBD103)	More likely to have a mostly solid black or brown coat	K <sup>B</sup> K <sup>B</sup>
A Locus (ASIP)	Not expressed	a <sup>†</sup> a
D Locus (MLPH)	Dark areas of hair and skin are lightened	dd
B Locus (TYRP1)	Black or gray hair and skin	Bb
Saddle Tan (RALY)	Not expressed	NI
M Locus (PMEL)	No merle alleles	mm
Other Coat Traits		RESULT
Furnishings (RSPO2) LINKAGE	Likely unfurnished (no mustache, beard, and/or eyebrows)	II
Coat Length (FGF5)	Likely short or mid-length coat	GG
Shedding (MC5R)	Likely heavy/seasonal shedding	CC
Coat Texture (KRT71)	Likely straight coat	CC
Hairlessness (SGK3)	Very unlikely to be hairless	NN
Hairlessness (FOXI3) LINKAGE	Very unlikely to be hairless	NN
Oculocutaneous Albinism Type 2 (SLC45A2) LINKAGE	Likely not albino	NN
Other Body Features		RESULT
Muzzle Length (BMP3)	Likely medium or long muzzle	CC
Tail Length (T)	Likely normal-length tail	CC

## Dog Information ✦

**Sterling Creek's Wango Tango (Tango)**

NAME

## TRAIT TESTS (2/2)

Body Size		RESULT
Body Size (IGF1)	Intermediate	NI
Body Size (IGFR1)	Larger	GG
Body Size (STC2)	Larger	TT
Body Size (GHR - E191K)	Larger	GG
Body Size (GHR - P177L)	Larger	CC

Performance		RESULT
Altitude Adaptation (EPAS1)	Normal altitude tolerance	GG
Appetite (POMC) LINKAGE	Normal food motivation	NN

Genetic Diversity		RESULT
Coefficient Of Inbreeding		16%
MHC Class II - DLA DRB1		Low Diversity
MHC Class II - DLA DQA1 and DQB1		No Diversity